

South Padre Island Housing Report

December 2024




Median price

\$427,500

↓ **34.2%**

Compared to December 2023

Price Distribution



Active listings

↑ **46.1%**

301 in December 2024



Closed sales

↓ **21.1%**

15 in December 2024



Days on market

Days on market 150

Days to close 30

Total 180

75 days more than December 2023



Months of inventory

13.5

Compared to 7.7 in December 2023

About the data used in this report

Data used in this report come from the Texas REALTOR® Data Relevance Project, a partnership among the Texas Association of REALTORS® and local REALTOR® associations throughout the state. Analysis is provided through a research agreement with the Real Estate Center at Texas A&M University.



Port Isabel Housing Report

December 2024



Median price

\$400,000

↓ **22%**

Compared to December 2023

Price Distribution

\$0 - \$99,999	0.0%
\$100,000 - \$199,999	0.0%
\$200,000 - \$299,999	0.0%
\$300,000 - \$399,999	0.0%
\$400,000 - \$499,999	100.0%
\$500,000 - \$749,999	0.0%
\$750,000 - \$999,999	0.0%
\$1,000,000+	0.0%



Active listings

↑ **114.3%**

30 in December 2024



Closed sales

↓ **66.7%**

1 in December 2024



Days on market

Days on market 196

Days to close 0

Total 196

111 days more than December 2023



Months of inventory

12.4

Compared to 4.5 in December 2023

About the data used in this report

Data used in this report come from the Texas REALTOR® Data Relevance Project, a partnership among the Texas Association of REALTORS® and local REALTOR® associations throughout the state. Analysis is provided through a research agreement with the Real Estate Center at Texas A&M University.



Laguna Vista Housing Report

December 2024




Median price

\$300,000

↓ **2.3%**

Compared to December 2023

Price Distribution



Active listings

↑ **20%**

84 in December 2024



Closed sales

↑ **33.3%**

12 in December 2024



Days on market

Days on market 99

Days to close 5

Total 104

6 days less than December 2023



Months of inventory

8.2

Compared to 5.4 in December 2023

About the data used in this report

Data used in this report come from the Texas REALTOR® Data Relevance Project, a partnership among the Texas Association of REALTORS® and local REALTOR® associations throughout the state. Analysis is provided through a research agreement with the Real Estate Center at Texas A&M University.



Bayview Housing Report

December 2024



Median price

\$479,000

↑ **100%**

Compared to December 2023

Price Distribution

\$0 - \$99,999	0.0%
\$100,000 - \$199,999	0.0%
\$200,000 - \$299,999	0.0%
\$300,000 - \$399,999	0.0%
\$400,000 - \$499,999	100.0%
\$500,000 - \$749,999	0.0%
\$750,000 - \$999,999	0.0%
\$1,000,000+	0.0%



Active listings

↑ **125%**

9 in December 2024



Closed sales

↑ **100%**

1 in December 2024



Days on market

Days on market 20

Days to close 18

Total 38

38 days more than December 2023



Months of inventory

12.0

Compared to 16.0 in December 2023

About the data used in this report

Data used in this report come from the Texas REALTOR® Data Relevance Project, a partnership among the Texas Association of REALTORS® and local REALTOR® associations throughout the state. Analysis is provided through a research agreement with the Real Estate Center at Texas A&M University.



Cameron County Housing Report

December 2024



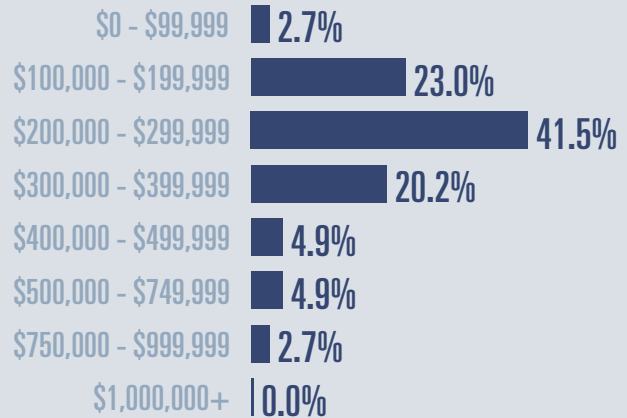
Median price

\$250,000

↓ 1.5%

Compared to December 2023

Price Distribution



Active listings

↑ 40.1%

1,582 in December 2024



Closed sales

↑ 27.9%

202 in December 2024



Days on market

Days on market 92

Days to close 23

Total 115

10 days more than December 2023



Months of inventory

7.4

Compared to 5.5 in December 2023

About the data used in this report

Data used in this report come from the Texas REALTOR® Data Relevance Project, a partnership among the Texas Association of REALTORS® and local REALTOR® associations throughout the state. Analysis is provided through a research agreement with the Real Estate Center at Texas A&M University.

