

# South Padre Island Housing Report

## 2024




### Median price

\$430,000

↓ **4.4%**

Compared to 2023

### Price Distribution



### Active listings

↑ **75.6%**

288 in 2024



### Closed sales

↓ **16.8%**

267 in 2024



### Days on market

Days on market 121

Days to close 21

---

Total 142

44 days more than 2023



### Months of inventory

**13.5**

Compared to 7.7 in 2023

#### About the data used in this report

Data used in this report come from the Texas REALTOR® Data Relevance Project, a partnership among the Texas Association of REALTORS® and local REALTOR® associations throughout the state. Analysis is provided through a research agreement with the Real Estate Center at Texas A&M University.



# Port Isabel Housing Report

## 2024



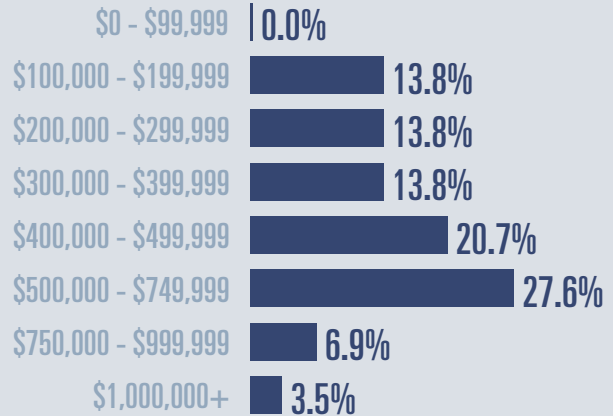
### Median price

\$420,000

↑ **20.2%**

Compared to 2023

### Price Distribution



### Active listings

↑ **50%**

24 in 2024



### Closed sales

↓ **21.6%**

29 in 2024



### Days on market

Days on market 120

Days to close 14

---

Total 134

27 days more than 2023



### Months of inventory

**12.4**

Compared to 4.5 in 2023

#### About the data used in this report

Data used in this report come from the Texas REALTOR® Data Relevance Project, a partnership among the Texas Association of REALTORS® and local REALTOR® associations throughout the state. Analysis is provided through a research agreement with the Real Estate Center at Texas A&M University.



# Laguna Vista Housing Report

## 2024



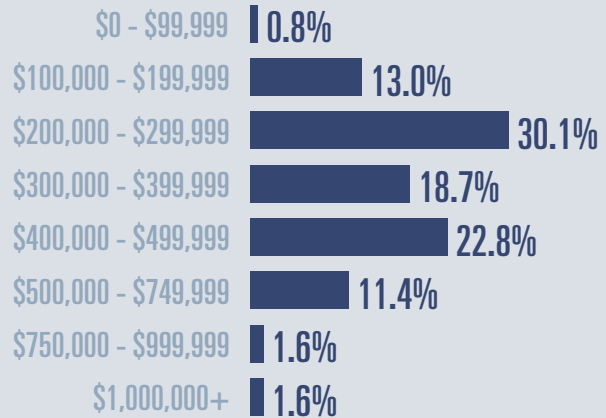
### Median price

\$335,000

↓ **4%**

Compared to 2023

### Price Distribution



### Active listings

↑ **21.7%**

84 in 2024



### Closed sales

↓ **21.7%**

123 in 2024



### Days on market

Days on market 122

Days to close 15

---

Total 137

48 days more than 2023



### Months of inventory

**8.2**

Compared to 5.4 in 2023

#### About the data used in this report

Data used in this report come from the Texas REALTOR® Data Relevance Project, a partnership among the Texas Association of REALTORS® and local REALTOR® associations throughout the state. Analysis is provided through a research agreement with the Real Estate Center at Texas A&M University.



# Bayview Housing Report

## 2024




### Median price

\$555,000

↑ **94.7%**

Compared to 2023

### Price Distribution



### Active listings

↑ **250%**

7 in 2024



### Closed sales

↑ **200%**

9 in 2024



### Days on market

Days on market 106

Days to close 41

---

Total 147

62 days more than 2023



### Months of inventory

**12.0**

Compared to 16.0 in 2023

#### About the data used in this report

Data used in this report come from the Texas REALTOR® Data Relevance Project, a partnership among the Texas Association of REALTORS® and local REALTOR® associations throughout the state. Analysis is provided through a research agreement with the Real Estate Center at Texas A&M University.



# Cameron County Housing Report

## 2024



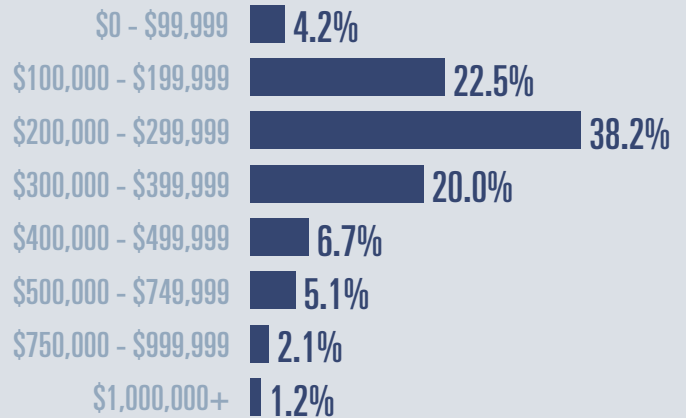
### Median price

\$260,000

Flat **0%**

Compared to 2023

### Price Distribution



### Active listings

↑ **53.8%**

1,436 in 2024



### Closed sales

↑ **4.1%**

2,565 in 2024



### Days on market

Days on market 90

Days to close 24

**Total 114**

20 days more than 2023



### Months of inventory

**7.4**

Compared to 5.5 in 2023

#### About the data used in this report

Data used in this report come from the Texas REALTOR® Data Relevance Project, a partnership among the Texas Association of REALTORS® and local REALTOR® associations throughout the state. Analysis is provided through a research agreement with the Real Estate Center at Texas A&M University.

