

South Padre Island Housing Report

2024 Q4



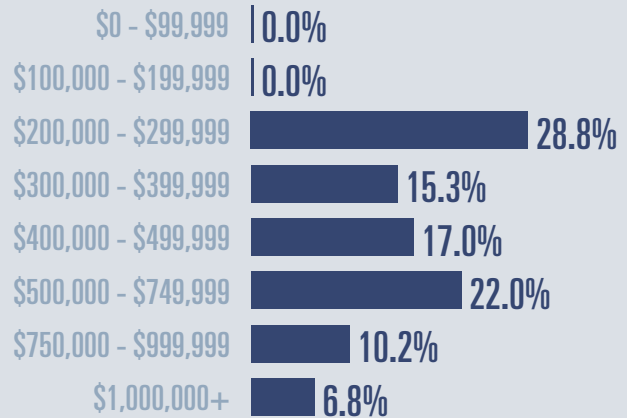
Median price

\$425,000

↓ **25.8%**

Compared to same quarter last year

Price Distribution



Active listings

↑ **46.1%**

301 in 2024 Q4



Closed sales

↑ **1.7%**

60 in 2024 Q4



Days on market

Days on market 144

Days to close 27

Total 171

68 days more than 2023 Q4



Months of inventory

13.5

Compared to 7.7 in 2023 Q4

About the data used in this report

Data used in this report come from the Texas REALTOR® Data Relevance Project, a partnership among the Texas Association of REALTORS® and local REALTOR® associations throughout the state. Analysis is provided through a research agreement with the Real Estate Center at Texas A&M University.



Port Isabel Housing Report

2024 Q4



Median price

\$480,000

↑ **45.5%**

Compared to same quarter last year

Price Distribution

\$0 - \$99,999	0.0%
\$100,000 - \$199,999	0.0%
\$200,000 - \$299,999	0.0%
\$300,000 - \$399,999	0.0%
\$400,000 - \$499,999	50.0%
\$500,000 - \$749,999	50.0%
\$750,000 - \$999,999	0.0%
\$1,000,000+	0.0%



Active listings

↑ **114.3%**

30 in 2024 Q4



Closed sales

↓ **60%**

2 in 2024 Q4



Days on market

Days on market 178

Days to close 15

Total 193

77 days more than 2023 Q4



Months of inventory

12.4

Compared to 4.5 in 2023 Q4

About the data used in this report

Data used in this report come from the Texas REALTOR® Data Relevance Project, a partnership among the Texas Association of REALTORS® and local REALTOR® associations throughout the state. Analysis is provided through a research agreement with the Real Estate Center at Texas A&M University.



Laguna Vista Housing Report

2024 Q4



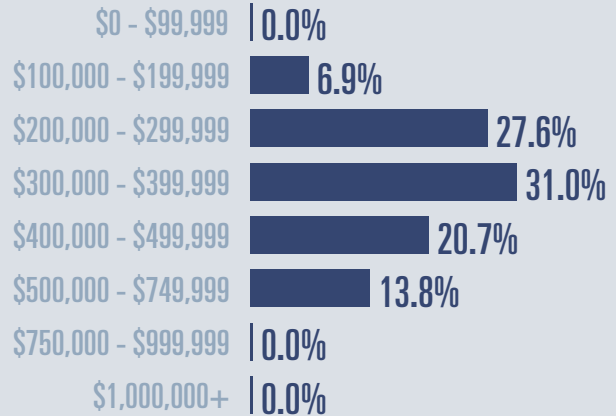
Median price

\$332,000

↓ **9%**

Compared to same quarter last year

Price Distribution



Active listings

↑ **20%**

84 in 2024 Q4



Closed sales

↓ **23.7%**

29 in 2024 Q4



Days on market

Days on market 156

Days to close 9

Total 165

65 days more than 2023 Q4



Months of inventory

8.2

Compared to 5.4 in 2023 Q4

About the data used in this report

Data used in this report come from the Texas REALTOR® Data Relevance Project, a partnership among the Texas Association of REALTORS® and local REALTOR® associations throughout the state. Analysis is provided through a research agreement with the Real Estate Center at Texas A&M University.



Bayview Housing Report

2024 Q4



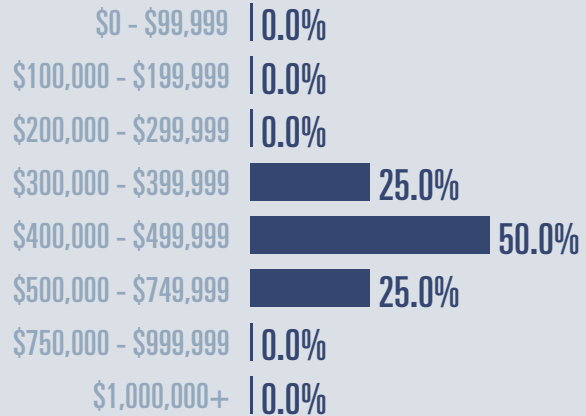
Median price

\$448,000

↑ **100%**

Compared to same quarter last year

Price Distribution



Active listings

↑ **125%**

9 in 2024 Q4



Closed sales

↑ **100%**

4 in 2024 Q4



Days on market

Days on market 122

Days to close 54

Total 176

176 days more than 2023 Q4



Months of inventory

12.0

Compared to 16.0 in 2023 Q4

About the data used in this report

Data used in this report come from the Texas REALTOR® Data Relevance Project, a partnership among the Texas Association of REALTORS® and local REALTOR® associations throughout the state. Analysis is provided through a research agreement with the Real Estate Center at Texas A&M University.



Cameron County Housing Report

2024 Q4



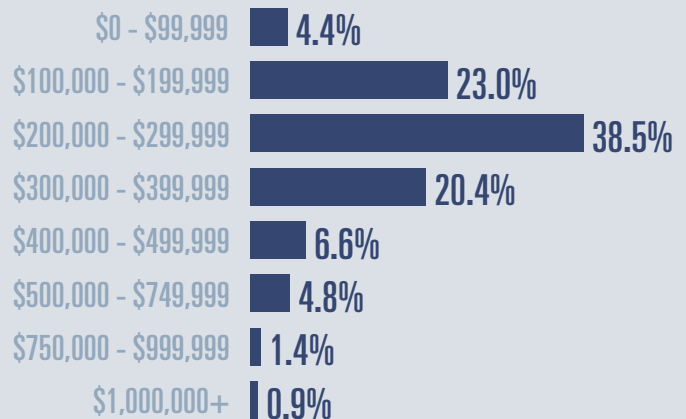
Median price

\$255,000

↓ **1.2%**

Compared to same quarter last year

Price Distribution



Active listings

↑ **40.1%**

1,582 in 2024 Q4



Closed sales

↑ **16.5%**

613 in 2024 Q4



Days on market

Days on market 97

Days to close 24

Total 121

26 days more than 2023 Q4



Months of inventory

7.4

Compared to 5.5 in 2023 Q4

About the data used in this report

Data used in this report come from the Texas REALTOR® Data Relevance Project, a partnership among the Texas Association of REALTORS® and local REALTOR® associations throughout the state. Analysis is provided through a research agreement with the Real Estate Center at Texas A&M University.

