

South Padre Island Housing Report

October 2024



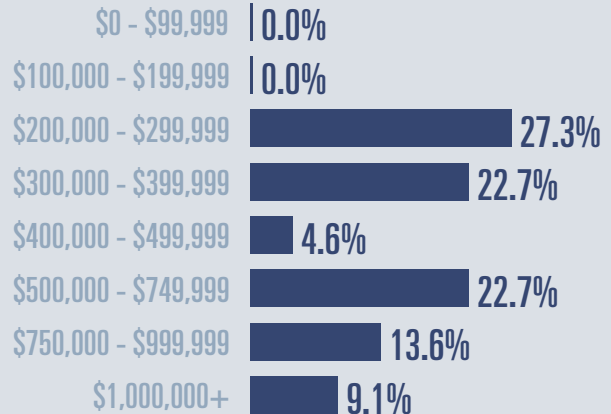
Median price

\$413,925

↓ **27.5%**

Compared to October 2023

Price Distribution



Active listings

↑ **67.5%**

320 in October 2024



Closed sales

Flat **0%**

23 in October 2024



Days on market

Days on market 139

Days to close 22

Total 161

59 days more than October 2023



Months of inventory

14.4

Compared to 7.0 in October 2023

About the data used in this report

Data used in this report come from the Texas REALTOR® Data Relevance Project, a partnership among the Texas Association of REALTORS® and local REALTOR® associations throughout the state. Analysis is provided through a research agreement with the Real Estate Center at Texas A&M University.



TEXAS A&M UNIVERSITY
Texas Real Estate Research Center



Laguna Vista Housing Report

October 2024




Median price

\$407,250

↑ **11.6%**

Compared to October 2023

Price Distribution



Active listings

↑ **31.1%**

97 in October 2024



Closed sales

Flat **0%**

12 in October 2024



Days on market

Days on market 207

Days to close 14

Total 221

117 days more than October 2023



Months of inventory

8.9

Compared to 6.0 in October 2023

About the data used in this report

Data used in this report come from the Texas REALTOR® Data Relevance Project, a partnership among the Texas Association of REALTORS® and local REALTOR® associations throughout the state. Analysis is provided through a research agreement with the Real Estate Center at Texas A&M University.



TEXAS A&M UNIVERSITY

Texas Real Estate Research Center



Port Isabel Housing Report

October 2024



Median price

↓ **100%**

Compared to October 2023

Price Distribution

\$0 - \$99,999	0.0%
\$100,000 - \$199,999	0.0%
\$200,000 - \$299,999	0.0%
\$300,000 - \$399,999	0.0%
\$400,000 - \$499,999	0.0%
\$500,000 - \$749,999	0.0%
\$750,000 - \$999,999	0.0%
\$1,000,000+	0.0%



Active listings

↑ **70.6%**

29 in October 2024



Closed sales

↓ **100%**

0 in October 2024



Days on market

Days on market 0

Days to close 0

Total 0

287 days less than October 2023



Months of inventory

11.2

Compared to 5.0 in October 2023

About the data used in this report

Data used in this report come from the Texas REALTOR® Data Relevance Project, a partnership among the Texas Association of REALTORS® and local REALTOR® associations throughout the state. Analysis is provided through a research agreement with the Real Estate Center at Texas A&M University.



TEXAS A&M UNIVERSITY
Texas Real Estate Research Center



Bayview Housing Report

October 2024



Median price

\$408,450

↑ 100%

Compared to October 2023

Price Distribution

\$0 - \$99,999	0.0%
\$100,000 - \$199,999	0.0%
\$200,000 - \$299,999	0.0%
\$300,000 - \$399,999	50.0%
\$400,000 - \$499,999	50.0%
\$500,000 - \$749,999	0.0%
\$750,000 - \$999,999	0.0%
\$1,000,000+	0.0%



Active listings

↑ 166.7%

8 in October 2024



Closed sales

↑ 100%

2 in October 2024



Days on market

Days on market 131

Days to close 66

Total 197

197 days more than October 2023



Months of inventory

13.7

Compared to 7.2 in October 2023

About the data used in this report

Data used in this report come from the Texas REALTOR® Data Relevance Project, a partnership among the Texas Association of REALTORS® and local REALTOR® associations throughout the state. Analysis is provided through a research agreement with the Real Estate Center at Texas A&M University.



TEXAS A&M UNIVERSITY
Texas Real Estate Research Center



Cameron County Housing Report

October 2024



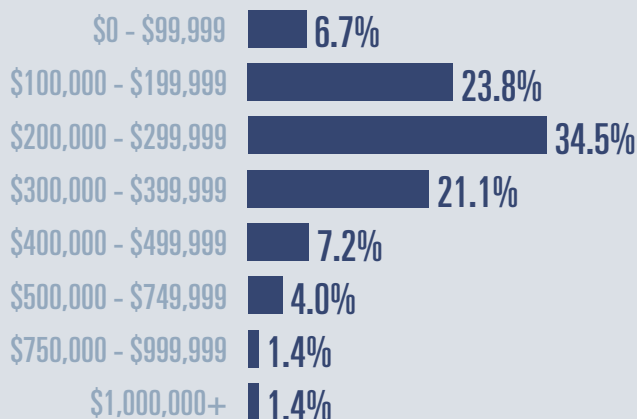
Median price

\$252,750

↑ 0.1%

Compared to October 2023

Price Distribution



Active listings

↑ 51.7%

1,625 in October 2024



Closed sales

↑ 34.6%

245 in October 2024



Days on market

Days on market 103

Days to close 24

Total 127

31 days more than October 2023



Months of inventory

7.7

Compared to 5.2 in October 2023

About the data used in this report

Data used in this report come from the Texas REALTOR® Data Relevance Project, a partnership among the Texas Association of REALTORS® and local REALTOR® associations throughout the state. Analysis is provided through a research agreement with the Real Estate Center at Texas A&M University.



TEXAS A&M UNIVERSITY
Texas Real Estate Research Center

