

Cameron County Housing Report

June 2024




Median price

\$269,000

↑ **2.5%**

Compared to June 2023

Price Distribution



Active listings

↑ **68.3%**

1,481 in June 2024



Closed sales

↓ **12%**

220 in June 2024



Days on market

Days on market 91

Days to close 24

Total 115

16 days more than June 2023



Months of inventory

7.2

Compared to 4.3 in June 2023

About the data used in this report

Data used in this report come from the Texas REALTOR® Data Relevance Project, a partnership among the Texas Association of REALTORS® and local REALTOR® associations throughout the state. Analysis is provided through a research agreement with the Real Estate Center at Texas A&M University.



South Padre Island Housing Report

June 2024




Median price

\$499,000

↑ **6.9%**

Compared to June 2023

Price Distribution



Active listings

↑ **100.6%**

351 in June 2024



Closed sales

↓ **33.3%**

26 in June 2024



Days on market

Days on market 92

Days to close 30

Total 122

22 days more than June 2023



Months of inventory

13.8

Compared to 6.9 in June 2023

About the data used in this report

Data used in this report come from the Texas REALTOR® Data Relevance Project, a partnership among the Texas Association of REALTORS® and local REALTOR® associations throughout the state. Analysis is provided through a research agreement with the Real Estate Center at Texas A&M University.



Port Isabel Housing Report

June 2024



Median price

\$482,500

↑ **17.7%**

Compared to June 2023

Price Distribution

\$0 - \$99,999	0.0%
\$100,000 - \$199,999	0.0%
\$200,000 - \$299,999	0.0%
\$300,000 - \$399,999	0.0%
\$400,000 - \$499,999	50.0%
\$500,000 - \$749,999	50.0%
\$750,000 - \$999,999	0.0%
\$1,000,000+	0.0%



Active listings

↑ **586.7%**

103 in June 2024



Closed sales

↓ **33.3%**

2 in June 2024



Days on market

Days on market 68

Days to close 5

Total 73

26 days more than June 2023



Months of inventory

34.3

Compared to 4.9 in June 2023

About the data used in this report

Data used in this report come from the Texas REALTOR® Data Relevance Project, a partnership among the Texas Association of REALTORS® and local REALTOR® associations throughout the state. Analysis is provided through a research agreement with the Real Estate Center at Texas A&M University.



Laguna Vista Housing Report

June 2024



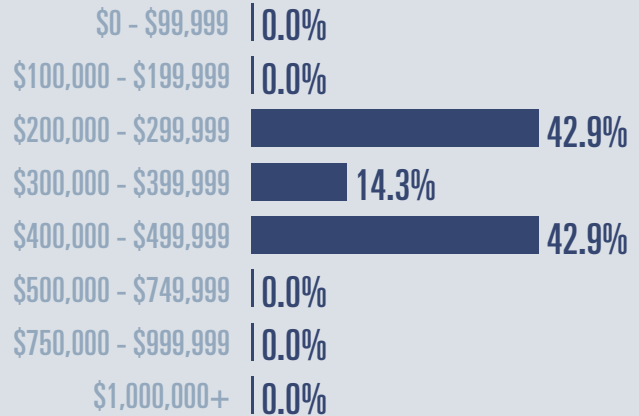
Median price

\$350,000

↓ **5.3%**

Compared to June 2023

Price Distribution



Active listings

↑ **96.2%**

155 in June 2024



Closed sales

↓ **30%**

7 in June 2024



Days on market

Days on market 171

Days to close 4

Total 175

91 days more than June 2023



Months of inventory

13.1

Compared to 6.2 in June 2023

About the data used in this report

Data used in this report come from the Texas REALTOR® Data Relevance Project, a partnership among the Texas Association of REALTORS® and local REALTOR® associations throughout the state. Analysis is provided through a research agreement with the Real Estate Center at Texas A&M University.



Bayview Housing Report

June 2024



Median price

Flat **0%**

Compared to June 2023

Price Distribution

\$0 - \$99,999	0.0%
\$100,000 - \$199,999	0.0%
\$200,000 - \$299,999	0.0%
\$300,000 - \$399,999	0.0%
\$400,000 - \$499,999	0.0%
\$500,000 - \$749,999	0.0%
\$750,000 - \$999,999	0.0%
\$1,000,000+	0.0%



Active listings

↑ **4550%**

93 in June 2024



Closed sales

Flat **0%**

0 in June 2024



Days on market

Days on market 0

Days to close 0

Total 0

Unchanged from June 2023



Months of inventory

223.2

Compared to 4.8 in June 2023

About the data used in this report

Data used in this report come from the Texas REALTOR® Data Relevance Project, a partnership among the Texas Association of REALTORS® and local REALTOR® associations throughout the state. Analysis is provided through a research agreement with the Real Estate Center at Texas A&M University.

