

South Padre Island Housing Report

2024 Q3




Median price

\$450,000

↑ **0.2%**

Compared to same quarter last year

Price Distribution



Active listings

↑ **64%**

310 in 2024 Q3



Closed sales

↓ **39.6%**

64 in 2024 Q3



Days on market

Days on market 138

Days to close 22

Total 160

66 days more than 2023 Q3



Months of inventory

14.2

Compared to 7.0 in 2023 Q3

About the data used in this report

Data used in this report come from the Texas REALTOR® Data Relevance Project, a partnership among the Texas Association of REALTORS® and local REALTOR® associations throughout the state. Analysis is provided through a research agreement with the Real Estate Center at Texas A&M University.



Port Isabel Housing Report

2024 Q3




Median price

\$298,000

↓ **20.5%**

Compared to same quarter last year

Price Distribution



Active listings

↑ **55.6%**

28 in 2024 Q3



Closed sales

↓ **30.8%**

9 in 2024 Q3



Days on market

Days on market 102

Days to close 10

Total 112

16 days more than 2023 Q3



Months of inventory

10.5

Compared to 5.3 in 2023 Q3

About the data used in this report

Data used in this report come from the Texas REALTOR® Data Relevance Project, a partnership among the Texas Association of REALTORS® and local REALTOR® associations throughout the state. Analysis is provided through a research agreement with the Real Estate Center at Texas A&M University.



Laguna Vista Housing Report

2024 Q3



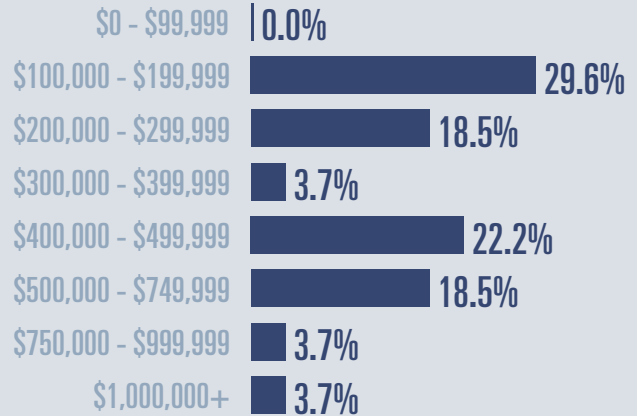
Median price

\$387,000

↑ **10.6%**

Compared to same quarter last year

Price Distribution



Active listings

↑ **25%**

90 in 2024 Q3



Closed sales

↓ **27%**

27 in 2024 Q3



Days on market

Days on market 119

Days to close 16

Total 135

45 days more than 2023 Q3



Months of inventory

8.3

Compared to 5.7 in 2023 Q3

About the data used in this report

Data used in this report come from the Texas REALTOR® Data Relevance Project, a partnership among the Texas Association of REALTORS® and local REALTOR® associations throughout the state. Analysis is provided through a research agreement with the Real Estate Center at Texas A&M University.



Bayview Housing Report

2024 Q3



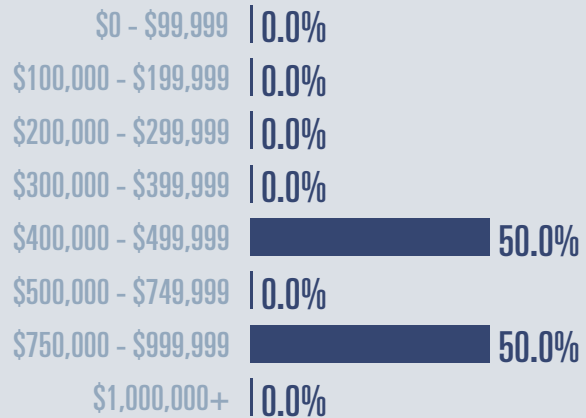
Median price

\$640,000

↑ **150.5%**

Compared to same quarter last year

Price Distribution



Active listings

↑ **300%**

8 in 2024 Q3



Closed sales

↑ **100%**

2 in 2024 Q3



Days on market

Days on market 153

Days to close 23

Total 176

78 days more than 2023 Q3



Months of inventory

19.2

Compared to 4.0 in 2023 Q3

About the data used in this report

Data used in this report come from the Texas REALTOR® Data Relevance Project, a partnership among the Texas Association of REALTORS® and local REALTOR® associations throughout the state. Analysis is provided through a research agreement with the Real Estate Center at Texas A&M University.



Cameron County Housing Report

2024 Q3



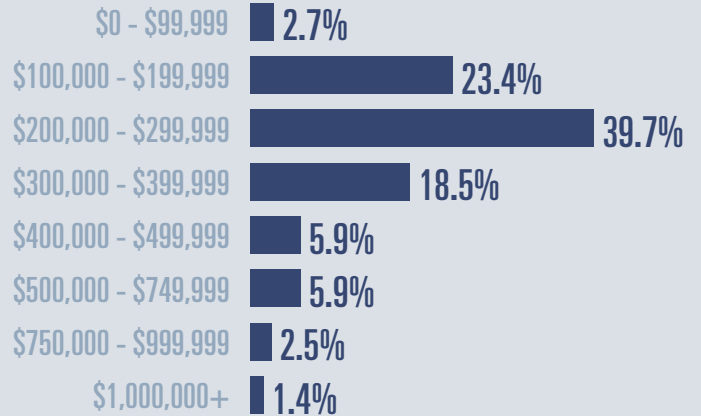
Median price

\$265,000

↓ **2.6%**

Compared to same quarter last year

Price Distribution



Active listings

↑ **60.4%**

1,598 in 2024 Q3



Closed sales

↑ **0.8%**

658 in 2024 Q3



Days on market

Days on market 93

Days to close 24

Total 117

26 days more than 2023 Q3



Months of inventory

7.8

Compared to 4.8 in 2023 Q3

About the data used in this report

Data used in this report come from the Texas REALTOR® Data Relevance Project, a partnership among the Texas Association of REALTORS® and local REALTOR® associations throughout the state. Analysis is provided through a research agreement with the Real Estate Center at Texas A&M University.

