

Cameron County Housing Report

2024 Q1



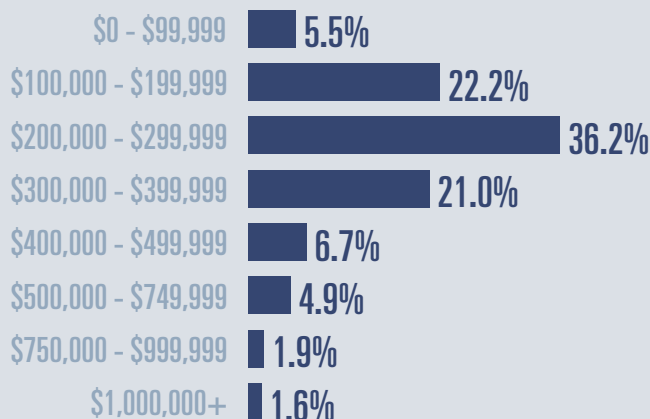
Median price

\$260,000

↑ **6.1%**

Compared to same quarter last year

Price Distribution



Active listings

↑ **59.2%**

1,347 in 2024 Q1



Closed sales

↑ **4%**

598 in 2024 Q1



Days on market

Days on market 83

Days to close 24

Total 107

20 days more than 2023 Q1



Months of inventory

6.5

Compared to 4.0 in 2023 Q1

About the data used in this report

Data used in this report come from the Texas REALTOR® Data Relevance Project, a partnership among the Texas Association of REALTORS® and local REALTOR® associations throughout the state. Analysis is provided through a research agreement with the Real Estate Center at Texas A&M University.



TEXAS A&M UNIVERSITY

Texas Real Estate Research Center



Bayview Housing Report

2024 Q1

Price Distribution

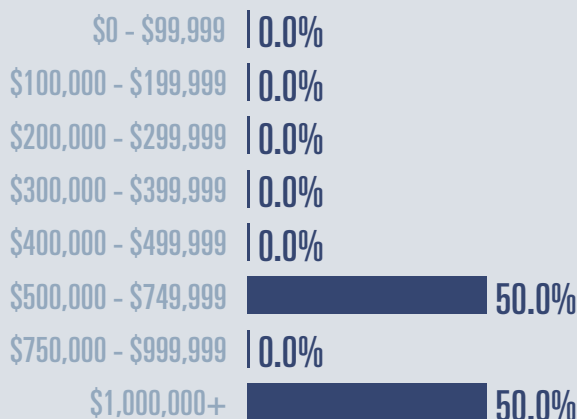


Median price

\$1,007,500

↑ **100%**

Compared to same quarter last year



Active listings

↑ **400%**

10 in 2024 Q1



Closed sales

↑ **100%**

2 in 2024 Q1



Days on market

Days on market 60

Days to close 29

Total 89

89 days more than 2023 Q1



Months of inventory

24.0

Compared to 8.0 in 2023 Q1

About the data used in this report

Data used in this report come from the Texas REALTOR® Data Relevance Project, a partnership among the Texas Association of REALTORS® and local REALTOR® associations throughout the state. Analysis is provided through a research agreement with the Real Estate Center at Texas A&M University.



TEXAS A&M UNIVERSITY

Texas Real Estate Research Center



Laguna Vista Housing Report

2024 Q1



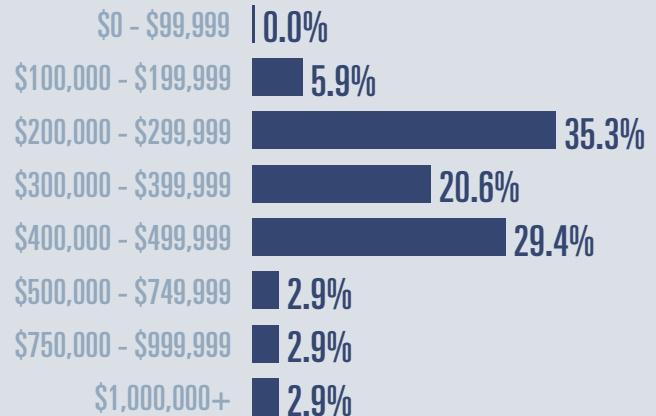
Median price

\$346,500

↑ 17.5%

Compared to same quarter last year

Price Distribution



Active listings

↑ 30.2%

82 in 2024 Q1



Closed sales

↓ 27.7%

34 in 2024 Q1



Days on market

Days on market 83

Days to close 17

Total 100

21 days more than 2023 Q1



Months of inventory

6.9


Compared to 4.3 in 2023 Q1

About the data used in this report

Data used in this report come from the Texas REALTOR® Data Relevance Project, a partnership among the Texas Association of REALTORS® and local REALTOR® associations throughout the state. Analysis is provided through a research agreement with the Real Estate Center at Texas A&M University.



TEXAS A&M UNIVERSITY
Texas Real Estate Research Center



Port Isabel Housing Report

2024 Q1

Price Distribution




Median price

\$500,000

↑ **43.2%**

Compared to same quarter last year



Active listings

↓ **13.6%**

19 in 2024 Q1



Closed sales

Flat **0%**

8 in 2024 Q1



Days on market

Days on market 178

Days to close 21

Total 199

79 days more than 2023 Q1



Months of inventory

6.2

Compared to 5.9 in 2023 Q1

About the data used in this report

Data used in this report come from the Texas REALTOR® Data Relevance Project, a partnership among the Texas Association of REALTORS® and local REALTOR® associations throughout the state. Analysis is provided through a research agreement with the Real Estate Center at Texas A&M University.



TEXAS A&M UNIVERSITY
Texas Real Estate Research Center



South Padre Island Housing Report

2024 Q1




Median price

\$375,000

↓ 13.4%

Compared to same quarter last year

Price Distribution



Active listings

↑ 124.4%

285 in 2024 Q1



Closed sales

↑ 11.5%

58 in 2024 Q1



Days on market

Days on market 100

Days to close 21

Total 121

28 days more than 2023 Q1



Months of inventory

10.5

Compared to 4.8 in 2023 Q1

About the data used in this report

Data used in this report come from the Texas REALTOR® Data Relevance Project, a partnership among the Texas Association of REALTORS® and local REALTOR® associations throughout the state. Analysis is provided through a research agreement with the Real Estate Center at Texas A&M University.



TEXAS A&M UNIVERSITY
Texas Real Estate Research Center

